



# HMDL-30 人自車專用型安裝手冊

## THE INSTRUCTION GUIDE BOOK FOR SPECIFIC ZIG-ZAG




安裝前,請詳細閱讀安裝說明書

PLEASE READ INSTRUCTIONS & ASSOCIATED DRAWINGS BEFORE INSTALLATION

# HMDL-30 快速安裝指南 QUICK INSTALL GUIDE

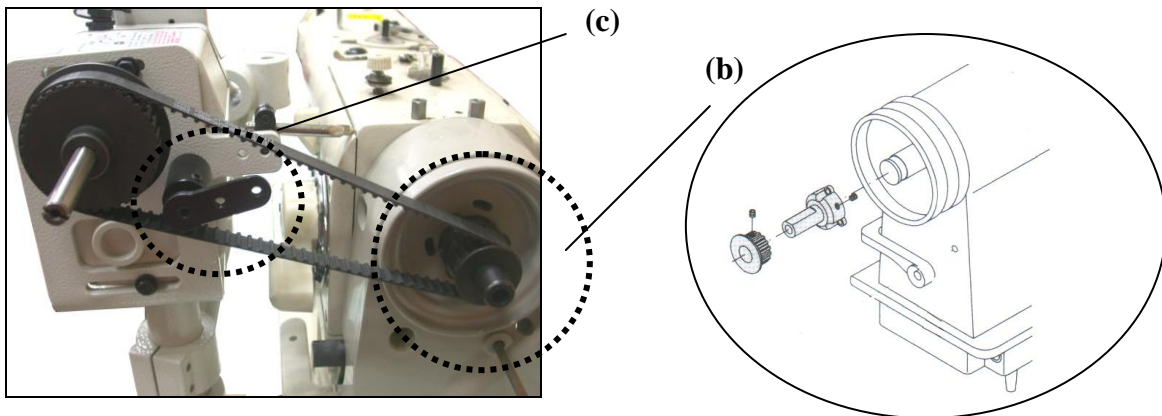
- ① 測量好適當的距離後，將主架(a)固定在桌板上

After measuring suitable distance, fix the main body (a) on the table.




- ② 變速機安裝於主架上後，固定皮帶輪(b)並鎖上螺絲(c)

After the Transmission installing to the main body, fixing the belt (b) axle and locking




- ③ 固定拖輪架(d)及連接桿(e)

Fix the puller (d) and the connecting rod (e).




④ (f)及(g)確實抵住縫紉機機身，以減低振動

(f) & (g) To be sure supporting the sewing machine fuselage in order to lower shaking.



(f)



(g)

⑤ 皮帶蓋固定

Fix to the belt covering.

