



**HPZ-380 鏈目縫專用型拖輪安裝手冊**  
**THE INSTRUCTION GUIDE BOOK FOR**  
**SPECIFIC FLAT BED CHAINSTITCH PULLER**



安裝前,請詳細閱讀安裝說明書

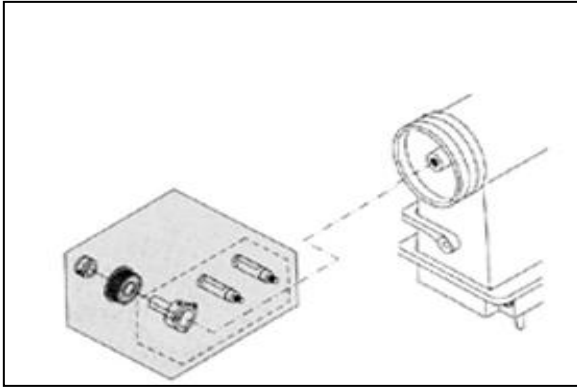
PLEASE READ INSTRUCTIONS & ASSOCIATED DRAWINGS BEFORE INSTALLATION

# HPZ-380

## 簡易安裝說明 QUICK INSTALL GUIDE


### 1. 皮帶桿螺栓

Studs for pulleys




### 2. 固定連桿鎖於機頭上

Fixing the connecting rod on the head




### 3. 燈孔固定

Fixing lamp hole screw





### 4. 變速機固定架

Bracket for





### 5. 後拖輪組合

Combining the roller set




拖輪架與固定連桿連接

Roller set joins to the connecting



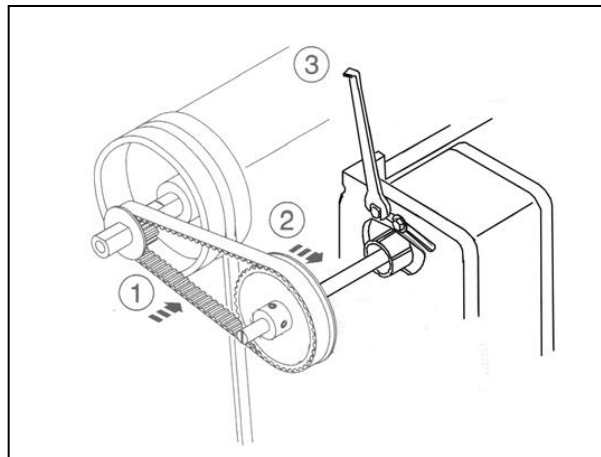
### 6. 安裝變速機

Installing transmission




調整時規皮帶鬆緊度。

Adjust tension of timing belt



### 7. 連接萬向接頭

Connecting all the universal joint



### 8. 裝上滾軸底盤

Locking the roller plate

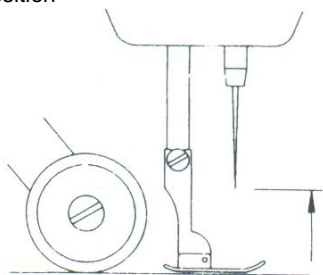


### 9. 入力軸定位

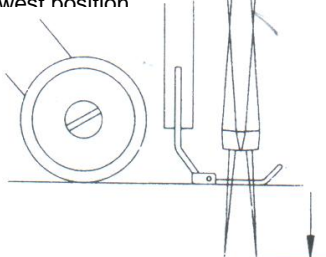
Adjust input shaft position

①

一般針車定位時，車針提升至最高點  
General type, needle to the tiptop position

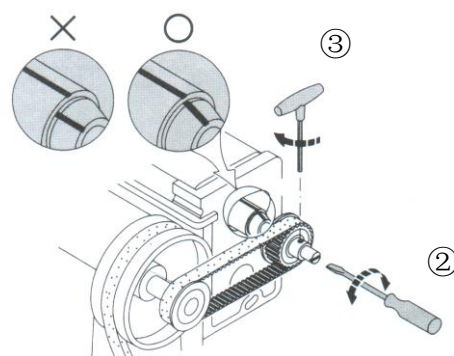


針送針車定位時，車針下降至最低點  
Needle feed type, needle to the lowest position





變速機的红線對齊入力軸紅線後，上緊時規齒輪螺絲

Meet the both red line on transmission input



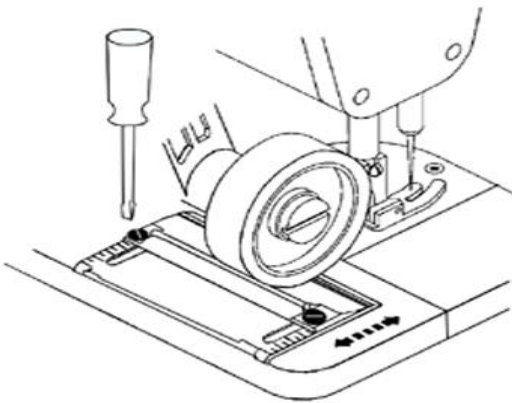
## 10.皮帶蓋固定

Installing the belt



## ◎ 調整滾軸底盤

Roller plate adjusting

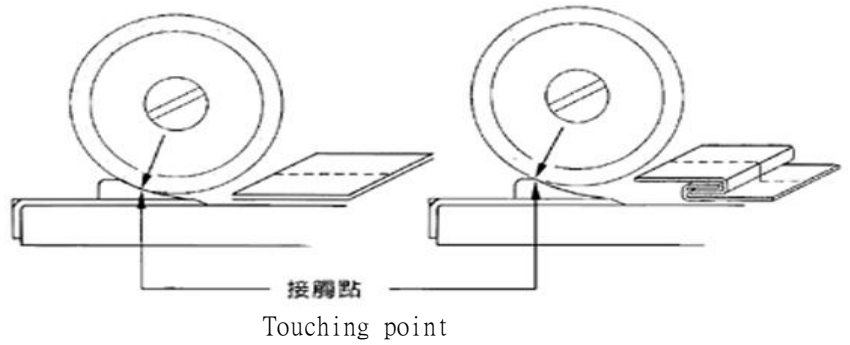


薄物

Thin material

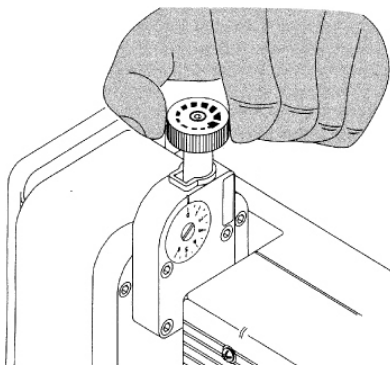
厚物

Thick material

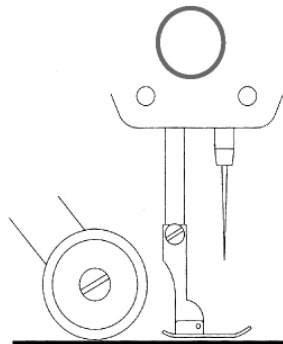


## ◎ 配合針車送料調整

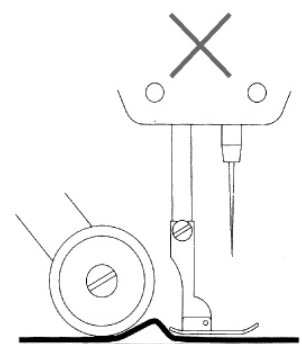
Adjusting the speed of the puller's feeding



正確

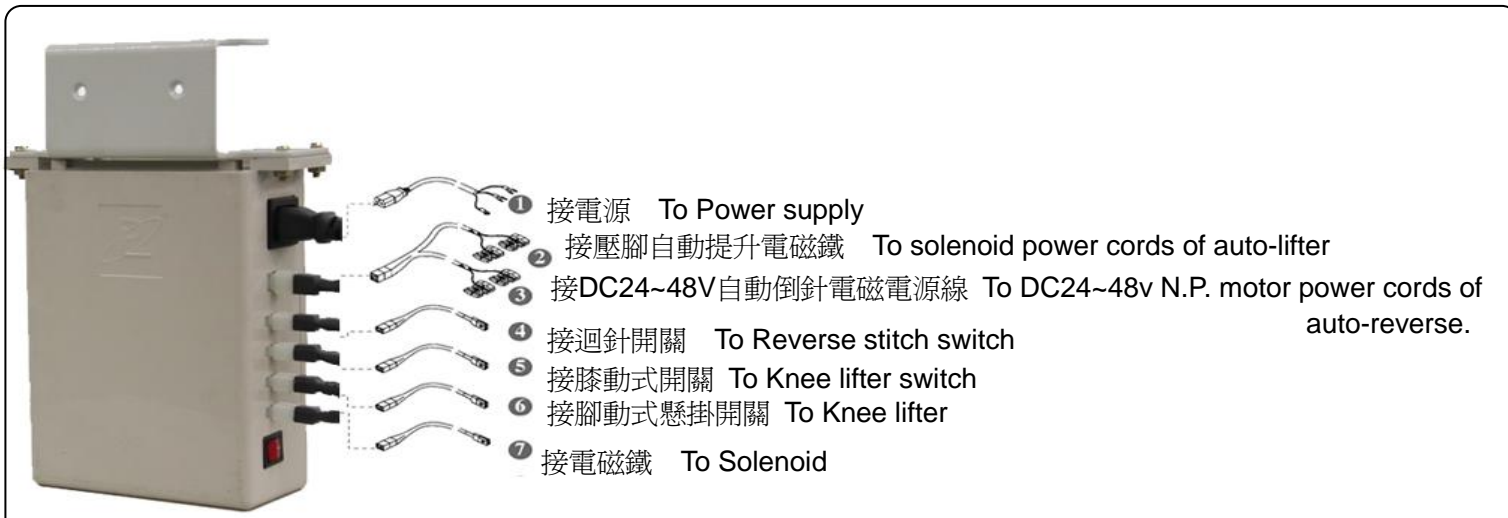


錯誤

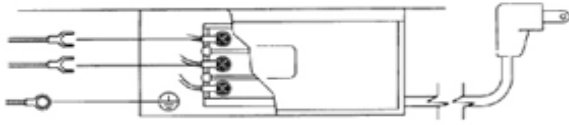




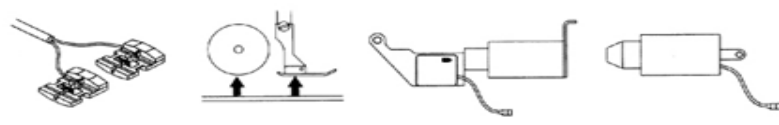
# 接線圖 WIRING DIAGRAM



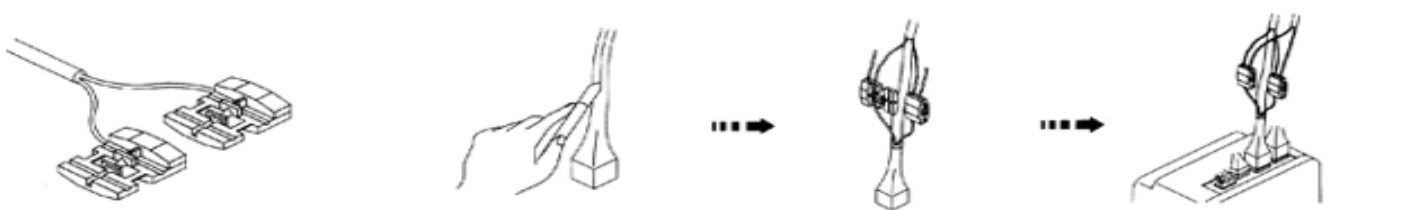
**1** 電源線及地線( 電源：AC100V~220VC)  
power cords and earth terminal  
(AC100V~220VC power source)



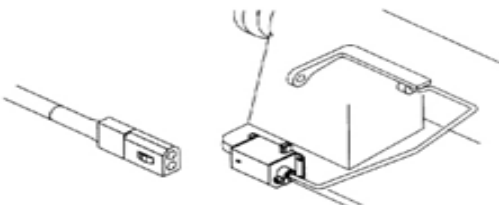
**2** 接壓腳自動提升電磁鐵電源線  
To solenoid power cords of auto-lifter



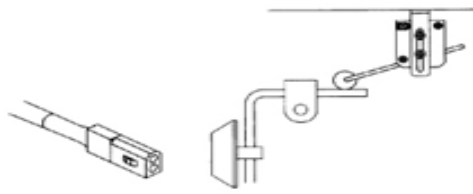
**3** 接於自動切線針車倒針用電磁電源上(DC24~48V)  
Finding and connecting the power cords of auto-reverse  
solenoid(DC24~48V)  
無自動切線之針車此線無需使用並將蓋子蓋上  
For nonautomatic-trimming machine,keep this wire connector



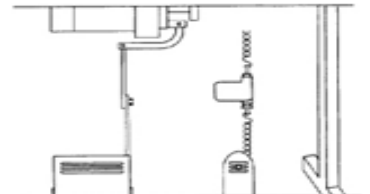
**4** 迴針開關  
Microswitch for reverse lever



**5** 膝動開關  
Microswitch for knee presser foot lifter



**6** 懸吊式開關  
Suspension microswitch



**7** 電磁鐵  
Solenoid

