





HTFU-202A 防打結裝置安裝手冊

THE INSTRUCTION GUIDE BOOK FOR UNTANGLING MOTOR DEVICE




安裝前,請詳細閱讀安裝說明書

PLEASE READ INSTRUCTIONS & ASSOCIATED DRAWINGS BEFORE INSTALLATION



1. 安裝夾桌固定器,鎖上鐵管與控制箱底部的螺絲

1. Install the clasper, lock the iron pipe and the screw on the bottom of the control box



2. 安裝防打結馬達,鎖上固定支架的螺絲

2. Install anti-knot motor, lock the screws of the fixing bracket



3. 組裝防打結盤並安裝在馬達上

3. Assemble the anti-knot plate and install it on the motor